



NAGIOS

Nagios[®]



Introduction

- A key measurement tool for actively monitoring availability of devices and services.
- Possible the most used open source network monitoring software.
- Has a web interface.
 - Uses CGIs written in C for faster response and scalability.
- Can support up to thousands of devices and services.

Nagios - Mozilla Firefox

File Edit View Go Bookmarks Tools Help

Go

Diccionario de la len... Google Calendar

Nagios

General

- Home
- Documentation

Monitoring

- Tactical Overview
- Service Detail
- Host Detail
- Hostgroup Overview
- Hostgroup Summary
- Hostgroup Grid
- Servicegroup Overview
- Servicegroup Summary
- Servicegroup Grid
- Status Map
- 3-D Status Map
- Service Problems
- Host Problems
- Network Outages

- Comments
- Downtime
- Process Info
- Performance Info
- Scheduling Queue

Reporting

- Trends
- Availability
- Alert Histogram
- Alert History
- Alert Summary
- Notifications
- Event Log

Configuration

- View Config

Tactical Monitoring Overview
 Last Updated: Wed Jun 28 18:30:57 PDT 2006
 Updated every 90 seconds
 Nagios® - www.nagios.org
 Logged in as *cvicente*

Monitoring Performance

Service Check Execution Time: 0.00 / 10.32 / 0.180 sec
 Service Check Latency: 0.00 / 1.83 / 0.350 sec
 Host Check Execution Time: 0.00 / 6.99 / 0.246 sec
 Host Check Latency: 0.00 / 0.00 / 0.000 sec
 # Active Host / Service Checks: 1736 / 3495
 # Passive Host / Service Checks: 0 / 5

Network Outages
 0 Outages

Network Health

Host Health: ██████████
 Service Health: ██████████

Hosts

2 Down	0 Unreachable	1733 Up	1 Pending
2 Acknowledged			

Services

5 Critical	0 Warning	0 Unknown	1771 Ok	1724 Pending
2 on Problem		2 Disabled		1723 Disabled
Hosts				
1 Acknowledged				
2 Disabled				

Monitoring Features

	Flap Detection	Notifications	Event Handlers	Active Checks	Passive Checks
Enabled	1728 Services Disabled	4 Services Disabled	Enabled	1727 Services Disabled	Enabled
	No Services Flapping	1 Host Disabled	All Services Enabled	All Hosts Enabled	All Services Enabled
	All Hosts Enabled		All Hosts Enabled		All Hosts Enabled
	No Hosts Flapping				

Done

nms.uoregon.edu

Features

- Verification of availability is delegated to plugins:
 - The product's architecture is simple enough that writing new plugins is fairly easy in the language of your choice.
 - There are many, many plugins available.
- *Nagios uses parallel checking and forking.*
 - *Version 3 of Nagios does this better.*



Features cont.

- Has intelligent checking capabilities. Attempts to distribute the server load of running Nagios (for larger sites) and the load placed on devices being checked.
- Configuration is done in simple, plain text files, but that can contain much detail and are based on templates.
- Nagios reads its configuration from an entire directory. You decide how to define individual files.



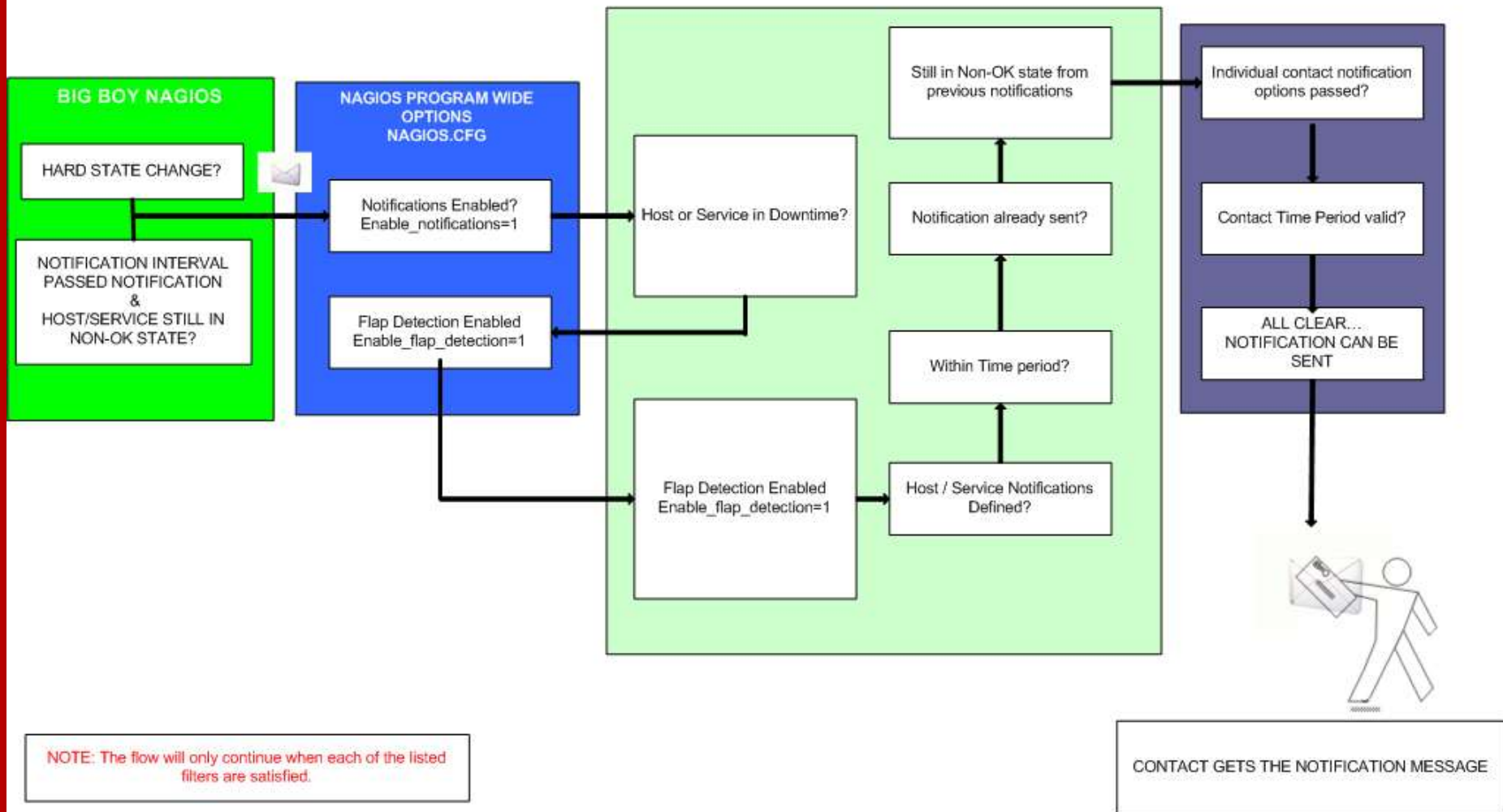
Yet More Features...

- Utilizes topology to determine dependencies.
 - *Nagios differentiates between what is down vs. what is not available. This way it avoids running unnecessary checks.*
- *Nagios allows you to define how you send notifications based on combinations of:*
 - *Contacts and lists of contacts*
 - *Devices and groups of devices*
 - *Services and groups of services*
 - *Defined hours by persons or groups.*
 - *The state of a service.*

And, even more...

- **Service state:**
- When configuring a service you have the following notification options:
 - **d: DOWN:** The service is down (not available)
 - **u: UNREACHABLE:** When the host is not visible
 - **r: RECOVERY: (OK)** Host is coming back up
 - **f: FLAPPING:** When a host first starts or stops or it's state is undetermined.
 - **n: NONE:** Don't send any notifications

NAGIOS - NOTIFICATION FLOW DIAGRAM





Features, features, features

- Allows you to acknowledge an event.
 - A user can add comments via the GUI
- You can define maintenance periods
 - By device or a group of devices
- Maintains availability statistics.
- Can detect *flapping* and suppress additional notifications.
- Allows for multiple notification methods such as:
 - e-mail, pager, SMS, winpopup, audio, etc...
- *Allows you to define notification levels. Critical feature.*



How Checks Work

- A node/host/device consists of one or more service checks (PING, HTTP, MYSQL, SSH, etc)
- Periodically Nagios checks each service for each node and determines if state has changed. State changes are:
 - CRITICAL
 - WARNING
 - UNKNOWN
- For each state change you can assign:
 - Notification options (as mentioned before)
 - Event handlers



How Checks Work

- Parameters
 - Normal checking interval
 - Re-check interval
 - Maximum number of checks.
 - Period for each check
- Node checks only happen when no services respond (assuming you've configured this).
 - A node can be:
 - DOWN
 - UNREACHABLE



How Checks Work

- In this manner it can take some time before a host change's its state to “down” as Nagios first does a service check and then a node check.
- By default Nagios does a node check 3 times before it will change the nodes state to down.
- You can, of course, change all this.



Passive checks

- Nagios also supports “passive checks”.
- These are checks which are never actively scheduled. Instead, Nagios waits to receive notifications of the status of this service from an external program, to update the service status.
- The state doesn't change until a new update arrives.



The Concept of “Parents”

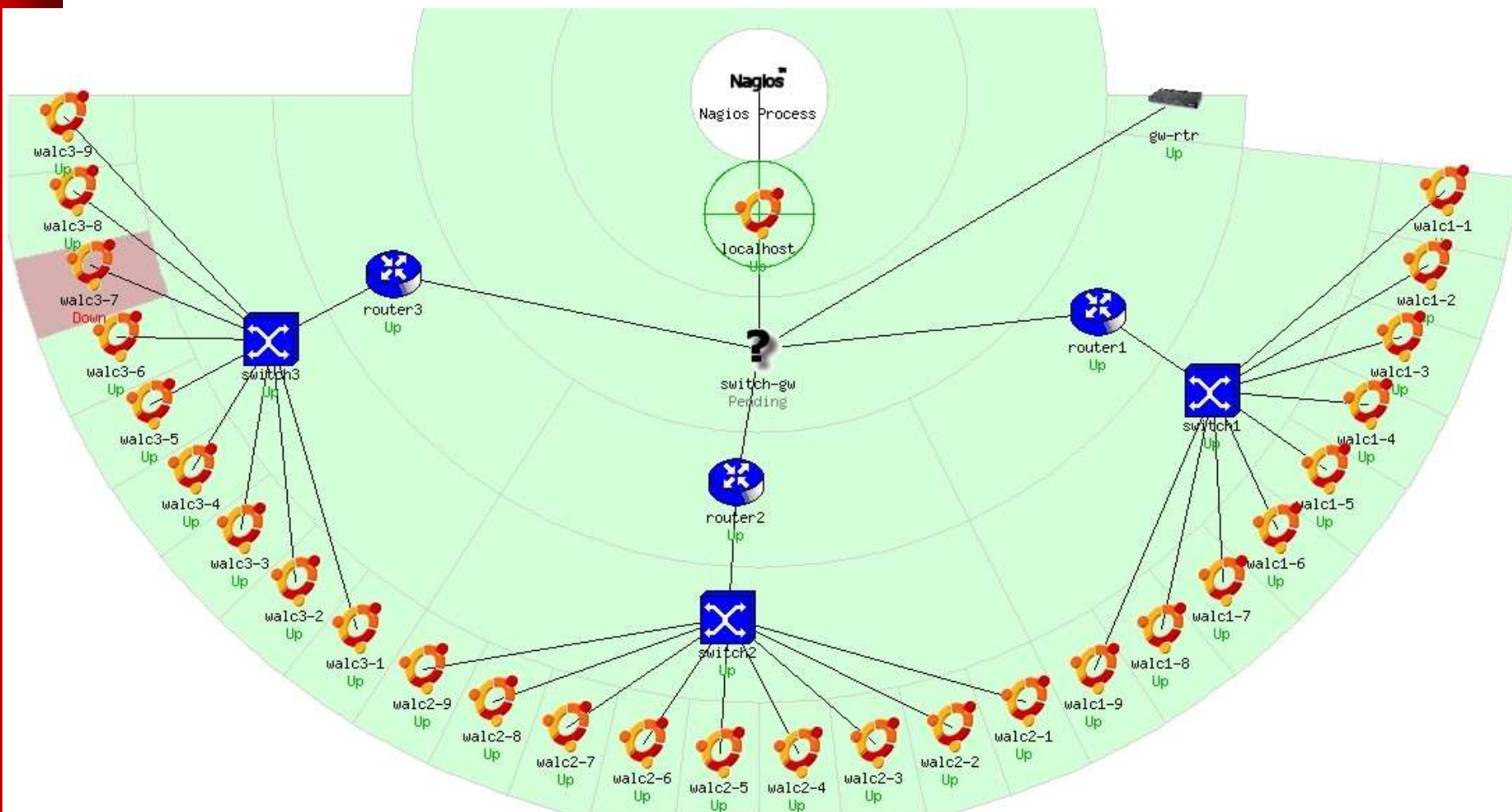
- Nodes can have parents.
 - For example, the parent of a PC connected to a switch would be the switch.
 - This allows us to specify the network dependencies that exist between machines, switches, routers, etc.
 - This avoids having Nagios send alarms when a parent does not respond.
 - A node can have multiple parents.



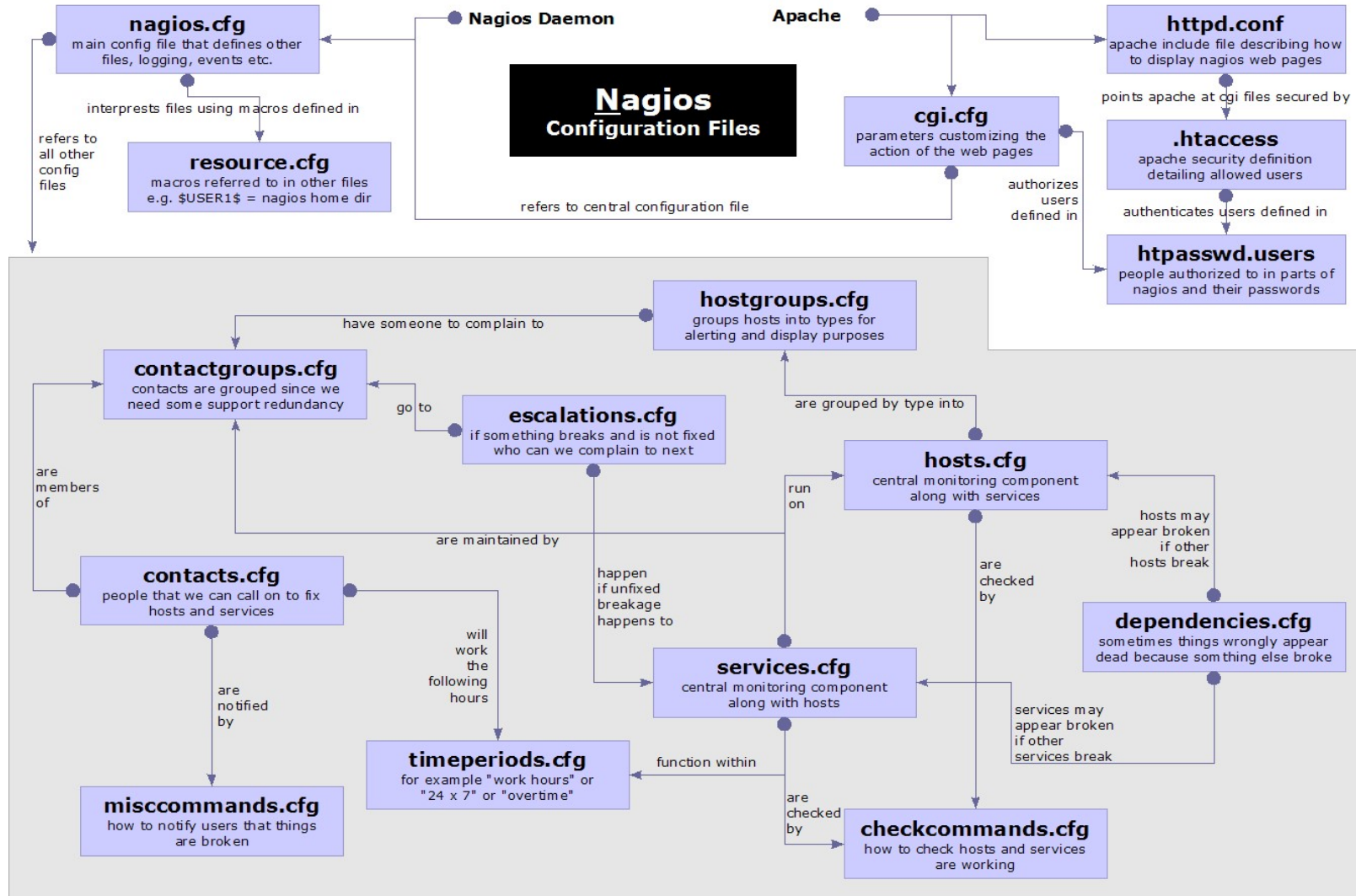
The Idea of Network Viewpoint

- Where you locate your Nagios server will determine your point of view of the network.
- Nagios allows for parallel Nagios boxes that run at other locations on a network.
- Often it makes sense to place your Nagios server nearer the border of your network vs. in the core.

Network Viewpoint



Nagios Configuration Files





Relations

- Hosts belong to host groups
 - Contacts belong to contact groups
 - Time periods are assigned to check periods and notification periods
 - Services are assigned to hosts
 - Service checks are assigned to services
 - Host checks are assigned to hosts
- All this allow for very flexible configuration

Configuration Files

- Located in /etc/nagios3/
- Important files include:
 - `cgi.cfg` Controls the web interface and security options.
 - `commands.cfg` The commands that Nagios uses for notifications.
 - `nagios.cfg` Main configuration file.
 - `conf.d/*` All other configuration goes here!

Configuration Files

- **Under conf.d/*** (*sample only*)
 - `contacts_nagios3.cfg` users and groups
 - `generic-host_nagios2.cfg` default host template
 - `generic-service_nagios2.cfg` default service template
 - `hostgroups_nagios2.cfg` groups of nodes
 - `services_nagios2.cfg` what services to check
 - `timeperiods_nagios2.cfg` when to check and who to notify

Configuration Files

- **Under conf.d some other possible config files:**
 - `host-gateway.cfg` Default route definition
 - `extinfo.cfg` Additional node information
 - `servicegroups.cfg` Groups of nodes and services
 - `localhost.cfg` Define the Nagios server itself
 - `pcs.cfg` Sample definition of PCs (hosts)
 - `switches.cfg` Definitions of switches (hosts)
 - `routers.cfg` Definitions of routers (hosts)

Plugin Configuration

- The Nagios package in Ubuntu comes with a bunch of pre-installed plugins definitions:
- apt.cfg breeze.cfg dhcp.cfg disk-smb.cfg
disk.cfg dns.cfg dummy.cfg flexlm.cfg
fping.cfg ftp.cfg games.cfg hppjd.cfg
http.cfg ifstatus.cfg ldap.cfg load.cfg
mail.cfg mrtg.cfg mysql.cfg netware.cfg
news.cfg nt.cfg ntp.cfg pgsql.cfg
ping.cfg procs.cfg radius.cfg real.cfg rpc-
nfs.cfg snmp.cfg ssh.cfg tcp_udp.cfg
telnet.cfg users.cfg vsz.cfg

Main Configuration Details

- Global settings
- File: `/etc/nagios3/nagios.cfg`
 - Says where other configuration files are.
 - General Nagios behavior:
 - For large installations you should tune the installation via this file.
 - See: *Tuning Nagios for Maximum Performance*
http://nagios.sourceforge.net/docs/2_0/tuning.html

CGI Configuration

- Archivo: `/etc/nagios3/cgi.cfg`
 - You can change the CGI directory if you wish
 - Authentication and authorization for Nagios use.
 - Activate authentication via Apache's `.htpasswd` mechanism, or using RADIUS or LDAP.
 - Users can be assigned rights via the following variables:
 - `authorized_for_system_information`
 - `authorized_for_configuration_information`
 - `authorized_for_system_commands`
 - `authorized_for_all_services`
 - `authorized_for_all_hosts`
 - `authorized_for_all_service_commands`
 - `authorized_for_all_host_commands`

Time Periods

- This defines the base periods that control checks, notifications, etc.
 - Defaults: 24 x 7
 - Could adjust as needed, such as work week only.
 - Could adjust a new time period for “outside of regular hours”, etc.

```
# '24x7'  
define timeperiod{  
    timeperiod_name 24x7  
    alias            24 Hours A Day, 7 Days A Week  
    sunday           00:00-24:00  
    monday           00:00-24:00  
    tuesday          00:00-24:00  
    wednesday        00:00-24:00  
    thursday         00:00-24:00  
    friday           00:00-24:00  
    saturday         00:00-24:00  
}
```

Configuring Service/Host Checks

- Define how you are going to test a service.

```
# 'check-host-alive' command definition
define command{
    command_name    check-host-alive
    command_line    $USER1$/check_ping -H $HOSTADDRESS$ -w 2000.0,60% -c
5000.0,100% -p 1 -t 5
}
```

Located in `/etc/nagios-plugins/config`, then adjust in `/etc/nagios3/conf.d/services_nagios2.cfg`

Notification Commands

- Allows you to utilize any command you wish.

```
# 'notify-by-email' command definition
define command{
    command_name      notify-by-email
    command_line      /usr/bin/printf "%b" "Service: $SERVICEDESC$\nHost:
$HOSTNAME$\nIn: $HOSTALIAS$\nAddress: $HOSTADDRESS$\nState:
$SERVICESTATE$\nInfo: $SERVICEOUTPUT$\nDate: $SHORTDATETIME$" | /bin/mail -s
'$NOTIFICATIONTYPE$: $HOSTNAME$/$SERVICEDESC$ is $SERVICESTATE$'
$CONTACTEMAIL$
}
```

```
From: nagios@nms.localdomain
To: switch-admins@localdomain
Subject: Host DOWN alert for switch1!
Date: Thu, 29 Jun 2006 15:13:30 -0700
```

```
Host: switch1
In: Core_Switches
State: DOWN
Address: 111.222.333.444
Date/Time: 06-29-2006 15:13:30
Info: CRITICAL - Plugin timed out after 6 seconds
```



Nodes and Services Configuration

- Based on templates
 - This saves lots of time avoiding repetition
 - *Similar to Object Oriented programming*
- Create default templates with default parameters for a:
 - generic node
 - generic service
 - generic contact

Generic Node Configuration

```
define host{
    name                generic-host
    notifications_enabled 1
    event_handler_enabled 1
    flap_detection_enabled 1
    process_perf_data 1
    retain_status_information 1
    retain_nonstatus_information 1
    check_command        check-host-alive
    max_check_attempts   5
    notification_interval 60
    notification_period  24x7
    notification_options d,r
    contact_groups        nobody
    register              0
}
```

Individual Node Configuration

```
define host{
    use          generic-host
    host_name    switch1
    alias        Core_switches
    address      192.168.1.2
    parents      router1
    contact_groups  switch_group
}
```

Generic Service Configuration

```
define service{
    name generic-service
    active_checks_enabled 1
    passive_checks_enabled 1
    parallelize_check 1
    obsess_over_service 1
    check_freshness 0
    notifications_enabled 1
    event_handler_enabled 1
    flap_detection_enabled 1
    process_perf_data 1
    retain_status_information 1
    retain_nonstatus_information 1
    is_volatile 0
    check_period 24x7
    max_check_attempts 5
    normal_check_interval 5
    retry_check_interval 1
    notification_interval 60
    notification_period 24x7
    notification_options c,r
    register 0
}
```

Individual Service Configuration

```
define service{
  host_name          switch1
  use                generic-service
  service_description PING
  check_command      check-host-alive
  max_check_attempts 5
  normal_check_interval 5
  notification_options c,r,f
  contact_groups     switch-group
}
```


Automation

- To maintain large configurations by hand becomes tiresome.
 - It's better to simplify and automate using scripts:
- <http://ns.uoregon.edu/~cvicente/download/nagios-config-scripts.tar.gz>
 - Or, export device (node) information from tools like Netdot, netdisco, OpenNMS, etc.



Beeper/SMS Messages

- It's important to integrate Nagios with something available outside of work
 - Problems occur after hours... (unfair, but true)
- A critical item to remember: an SMS or message system should be independent from your network.
 - You can utilize a modem and a telephone line
 - Packages like sendpage or qpage can help.

Some References

- <http://www.nagios.org>: Nagios web site
- <http://sourceforge.net/projects/nagiosplug>: Nagios plugins site
- *Nagios. System and Network Monitoring* by Wolfgang Barth. Good book on Nagios
- <http://www.nagiosexchange.org>: Unofficial Nagios plugin site
- <http://www.debianhelp.co.uk/nagios.htm>: A Debian tutorial on Nagios
- <http://www.nagios.com/>: Commercial Nagios support

And, the O'Reilly book you received in class!



Nagios[®]



Reference Slides

Nagios – (Tactical Overview)

The screenshot displays the Nagios Tactical Overview (tac.cgi) interface. At the top, the browser address bar shows the URL: `https://thuldai.mos.com.np/nagios/cgi-bin/tac.cgi`. A status bar indicates "# Passive Checks: 0".

Network Outages: 1 Outages. 1 Blocking Outages.

Network Health: Host Health: [Green bar]. Service Health: [Green bar].

Hosts: 14 Down, 0 Unreachable, 156 Up, 0 Pending. 14 Unhandled Problems.

Services: 17 Critical, 2 Warning, 0 Unknown, 22 OK. 3 Unhandled Problems. 2 Unhandled Problems. 14 on Problem Hosts.

Monitoring Features:

Flap Detection	Notifications	Event Handlers	Active Checks	Passive Checks
Enabled All Services Enabled 11 Services Flapping All Hosts Enabled 1 Hosts Flapping	Enabled 247 Services Disabled All Hosts Enabled	Enabled All Services Enabled All Hosts Enabled	Enabled All Services Enabled All Hosts Enabled	Enabled All Services Enabled

- Status detail

The screenshot shows the Nagios web interface with the following components:

- Navigation Menu (Left):**
 - General: Home, Documentation
 - Monitoring: Tactical Overview, Service Detail, Host Detail, Status Overview, Status Summary, Status Grid, Status Map, 3-D Status Map, Service Problems, **Host Problems**, Network Outages, Comments, Downtime
 - Reporting: Trends, Availability, Alert Histogram, Alert History, Alert Summary, Notifications
- Current Network Status:**

Last Updated: Sun Feb 1 12:17:48 NPT 2004
 Updated every 90 seconds
 Nagios® - www.nagios.org
 Logged in as *dhruba*
- Host Status Totals:**

Up	Down	Unreachable	Pending
155	15	0	0

All Problems: 15 **All Types: 170**
- Service Status Totals:**

Ok	Warning	Unknown	Critical	Pending
226	5	0	16	0

All Problems: 21 **All Types: 247**
- Display Filters:**

Host Status Types: All problems
 Host Properties: Any
 Service Status Types: All
 Service Properties: Any
- Host Status Details For All Host Groups:**

Host	Status	Last Check	Duration	Status Information
CHILDREN-FIRST	DOWN	02-01-2004 12:13:59	1d 19h 10m 33s	PING CRITICAL - Packet loss = 100%
DANIDA	DOWN	02-01-2004 12:15:55	1d 0h 43m 12s	PING CRITICAL - Packet loss = 100%
DASS	DOWN	02-01-2004 12:08:59	4d 0h 40m 42s	PING CRITICAL - Packet loss = 100%
FNCCI	DOWN	02-01-2004 12:12:38	4d 0h 40m 2s	PING CRITICAL - Packet loss = 100%
ITLINK	DOWN	02-01-2004 12:15:55	0d 1h 37m 12s	PING CRITICAL - Packet loss = 100%
Laz-net	DOWN	02-01-2004 12:12:38	4d 0h 38m 53s	PING CRITICAL - Packet loss =

Status detail

Current Service Status - Mozilla

File Edit View Go Bookmarks Tools Window Help

https://thuldai.mos.com.np/nagios/cgi-bin/status.cgi?host=all Search

Current Network Status
 Last Updated: Sun Feb 1 09:57:47 NPT 2004
 Updated every 90 seconds
 Nagios® - www.nagios.org
 Logged in as *dhruba*

[View History For all hosts](#)
[View Notifications For All Hosts](#)
[View Host Status Detail For All Hosts](#)

Host Status Totals

Up	Down	Unreachable	Pending
155	15	0	0

All Problems	All Types
15	170

Service Status Totals

Ok	Warning	Unknown	Critical	Pending
228	3	0	16	0

All Problems	All Types
19	247

Service Status Details For All Hosts

Host	Service	Status	Last Check	Duration	Attempt	Status Information
ACTIONAID	Ping	OK	02-01-2004 09:53:07	0d 12h 20m 9s	1/3	PING OK - Packet loss = 0%, RTA = 2ms
AFP	Ping	OK	02-01-2004 09:55:38	0d 13h 40m 29s	1/3	PING OK - Packet loss = 0%, RTA = 1ms
AGNIPAGE	Ping	OK	02-01-2004 09:55:27	0d 0h 0m 59s	1/3	PING OK - Packet loss = 0%, RTA = 1ms
BRTSCHOOL	Ping	OK	02-01-2004 09:54:06	1d 18h 7m 39s	1/3	PING OK - Packet loss = 0%, RTA = 8ms
Ban-cat	Ping	OK	02-01-2004 09:56:11	0d 22h 44m 39s	1/3	PING OK - Packet loss = 0%, RTA = 1ms

Transferring data from thuldai.mos.com.np...

Current S [root@dhr] Sun Feb 01, 9:26 PM

Service overview

Current Service Status - Mozilla

File Edit View Go Bookmarks Tools Window Help

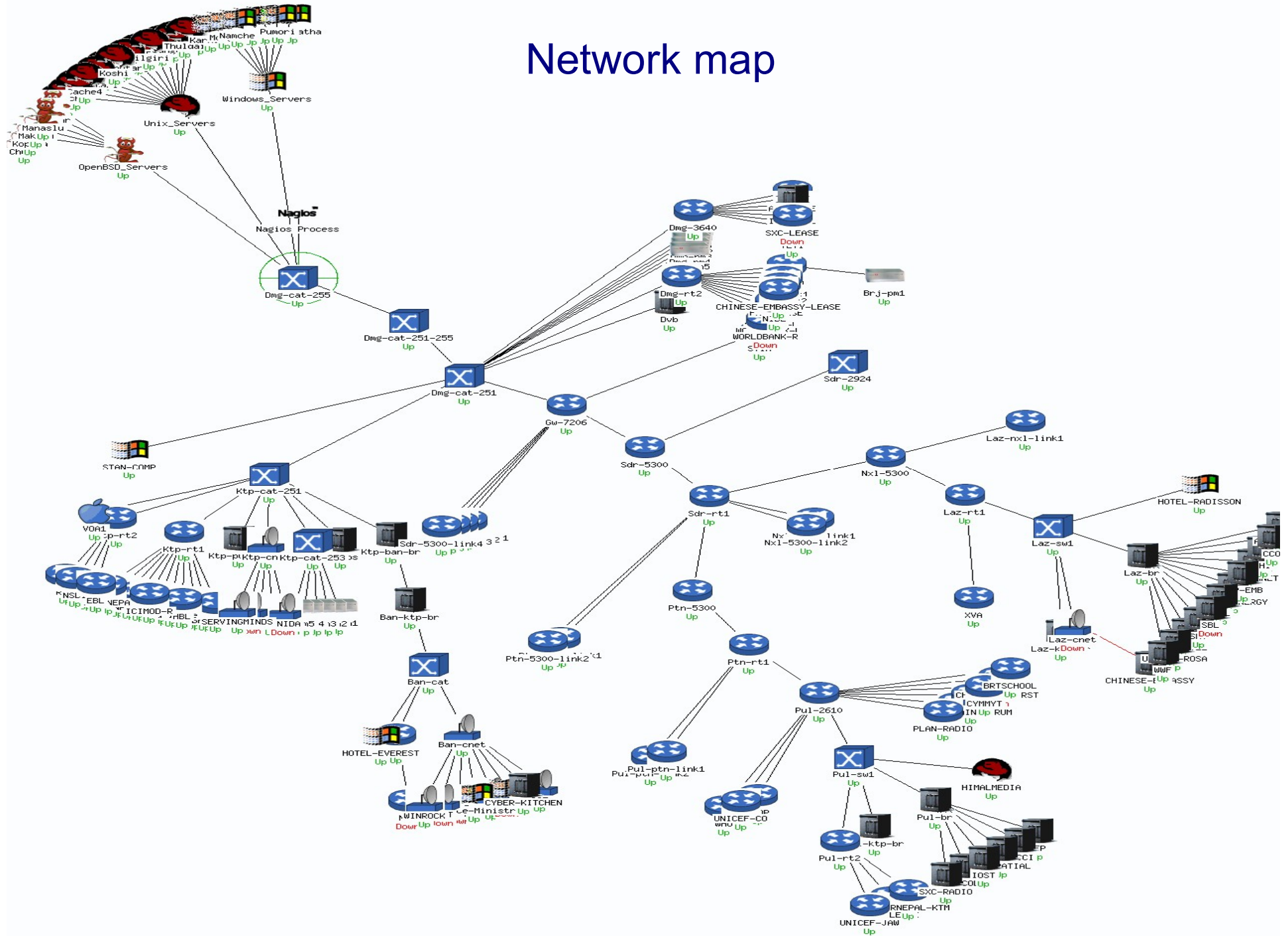
https://thuldai.mos.com.np/nagios/cgi-bin/status.cgi?host=all

Host	Service	Status	Time	Duration	Attempts	Output
Kailash	Cpu-usage	OK	02-01-2004 10:23:58	3d 22h 48m 34s	1/3	SNMP OK: usr-cpu:1, sys-cpu:1,
	FTP	OK	02-01-2004 10:23:48	3d 22h 46m 38s	1/3	FTP OK - 0.007 second response time port 21 [220 kailash.mos.com.np FTP server ready.]
	Free-Memory	OK	02-01-2004 10:22:15	3d 22h 48m 34s	1/3	SNMP OK: Ram-Free:3100,
	HTTP	OK	02-01-2004 10:22:59	3d 22h 46m 38s	1/3	HTTP ok: HTTP/1.1 200 OK - 0.021 second response time
	Load	OK	02-01-2004 10:25:17	3d 22h 48m 34s	1/3	SNMP OK: 1MIN-Load:0.08, 5MIN-Load:0.05, 15MIN-Load:0.00,
	Ping	OK	02-01-2004 10:25:07	0d 5h 7m 33s	1/3	PING OK - Packet loss = 0%, RTA = 0 ms
Karnali	disk_usage	OK	02-01-2004 10:22:51	3d 22h 48m 34s	1/3	Disk utilization: All disks OK
	Ping	OK	02-01-2004 10:25:58	0d 17h 48m 53s	1/3	PING OK - Packet loss = 0%, RTA = 1 ms
Kopila	Cpu-usage	OK	02-01-2004 10:24:07	3d 22h 48m 34s	1/3	SNMP OK: usr-cpu:0, sys-cpu:1,
	Free-Memory	OK	02-01-2004 10:22:51	3d 22h 46m 38s	1/3	SNMP OK: Ram-Free:3808,
	Load	OK	02-01-2004 10:22:18	3d 22h 48m 34s	1/3	SNMP OK: 1MIN-Load:0.18, 5MIN-Load:0.19, 15MIN-Load:0.18,
	POP	OK	02-01-2004 10:23:07	3d 22h 46m 38s	1/3	POP OK - 0.028 second response time port 110 [+OK <8832.1075610415@kopila.mos.com
	Ping	OK	02-01-2004 10:25:58	3d 15h 7m 15s	1/3	PING OK - Packet loss = 0%, RTA = 1 ms
Koshi	Ping	OK	02-01-2004 10:22:37	1d 13h 37m 43s	1/3	PING OK - Packet loss = 0%, RTA = 9 ms

Done

Mozilla-bi [root@dhr] Sun Feb 01, 9:56 PM







Network map







Hostgroup status

Browser address bar: <https://thuldai.mos.com.np/nagios/cgi-bin/status.cgi?hostgroup=all>

All Routers @Durbar Marg-KTM (Routers@DMG)

Host	Status	Services	Actions
Dmg-3640	UP	1 OK	 
Dmg-rt2	UP	1 OK	 
Gw-7206	UP	1 OK	 











All Routers @Kantipath-KTM (Routers@KP)

Host	Status	Services	Actions
Ktp-rt1	UP	1 OK	 
Ktp-rt2	UP	1 OK	 









All Routers @Lazim

Host	Status	Services
Laz-nx1-link1	UP	1 OK
Laz-rt1	UP	1 OK

All Routers @POPs w/ Lease Link (Routers@POP SL)

Host	Status	Services	Actions
Bri-gw	UP	1 OK	 
Bri-gw	UP	1 OK	 
Bri-link1	UP	1 OK	 
Bri-link2	UP	1 OK	 
Htd-lease	DOWN	1 CRITICAL	 









All Routers @POPs w/ VSAT Link (Routers@POP SV)

Host	Status	Services	Actions
Bri-2501	UP	1 OK	 
Btl-vsai	UP	1 OK	 
Htd-vsai	UP	1 WARNING	 
Nam-gw	UP	1 OK	 



All Routers @Sundhara

Host	Status	Services
Ptn-rt1	UP	1 OK

All Routers @Pulchowk-KTM (Routers@PUL)

Host	Status	Services	Actions
Pul-2610	UP	1 OK	 
Pul-pin-link1	UP	1 OK	 
Pul-pin-link2	UP	1 OK	 
Pul-rt2	UP	1 OK	 

All Routers @Sundhara (Routers@SDR)

Host	Status	Services	Actions
Sdr-rt1	UP	1 OK	 

All Routers @Xpressway (Routers@X)

Host	Status	Services
AGNIPAGE		
BRTSCHOOL		

Hostgroup summary

https://thuldai.mos.com.np/nagios/cgi-bin/status.cgi?hostgroup=all&style=summary

Status Summary For All Host Groups

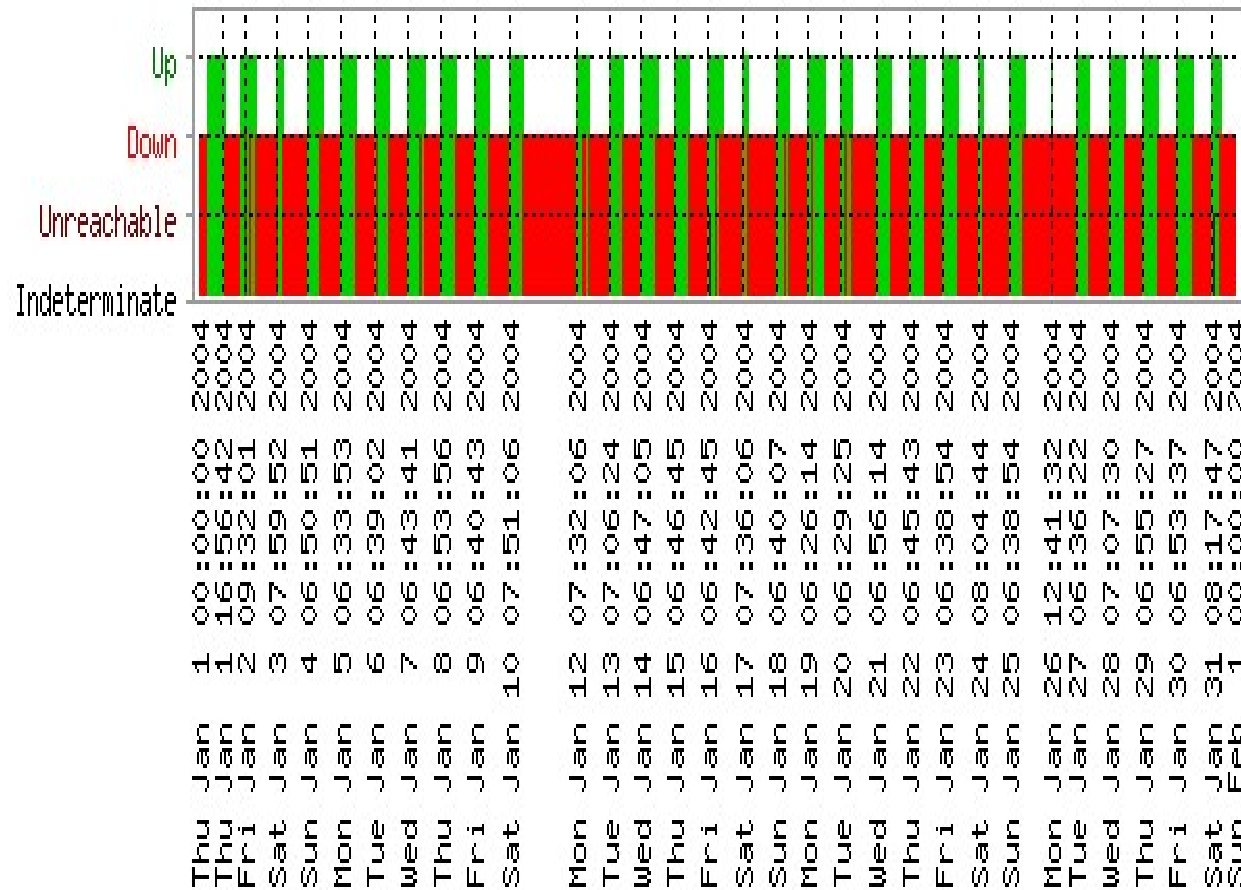
Host Group	Host Status Totals	Service Status Totals
Access Servers@KTM (AS@KTM)	11 UP	11 OK
All Routers @KTM (Routers@KTM)	7 UP	7 OK
All Routers @MIX Customers w/ Radio Link (Routers@MIXR)	1 UP	1 OK
All Routers @Xpreway Customers w/ Radio Link (Routers@XpresswayR)	19 UP 1 DOWN	19 OK 1 CRITICAL
All Routers @Xpreway Customers w/ Radio Link (Cnet_Clients@XpresswayR)	6 UP 4 DOWN	5 OK 5 CRITICAL
All Cnets @KTM (Cnets@KTM)	2 UP 1 DOWN	2 OK 1 CRITICAL
All Co-located Servers (Co-locators)	2 UP	2 OK
Ipricot DVB @DMG (DVB@DMG)	1 UP	1 OK
All Email-alert-only Boxes (E-boxes)	1 UP	1 OK
All Livingston Portmasters @Kathmandu (Portmasters@KTM)	10 UP	10 OK
All Livingston Portmasters @MC-POPs (Portmasters@POPs)	1 UP	1 WARNING
All Routers @Baneshor (Routers@BAN)	1 UP	1 OK
All Routers @Durbar Marg-KTM (Routers@DMG)	3 UP	3 OK
All Routers @Kantipath-KTM (Routers@KP)	2 UP	2 OK
All Routers @Lazimpat (Routers@LAZ)	2 UP	2 OK
All Routers @POPs w/ Lease Link (Routers@POPsL)	4 UP 1 DOWN	4 OK 1 CRITICAL

Historical trends

Agave
Trends

State History For Host 'Don_Bosco'

Thu Jan 1 00:00:00 2004 to Sun Feb 1 00:00:00 2004



State Breakdowns:

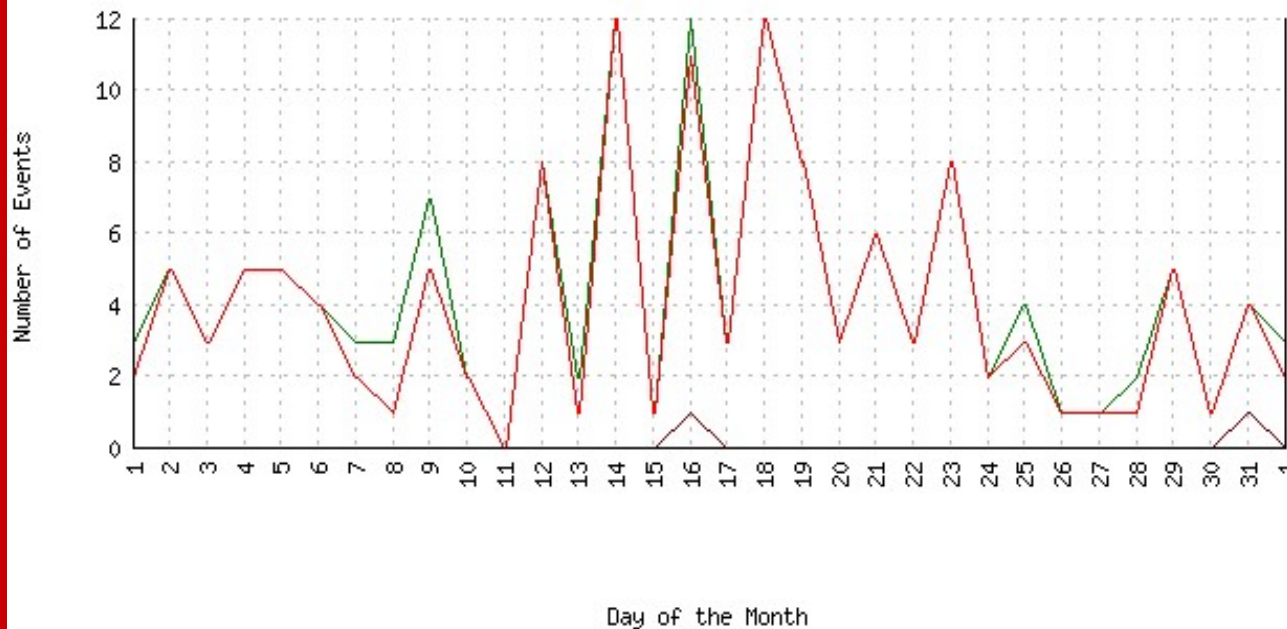
Up : (32.6%) 10d 2h 21m 41s
 Down : (67.1%) 20d 19h 17m 27s
 Unreachable : (0.3%) 0d 2h 5m 12s
 Indeterminate: (0.0%) 0d 0h 15m 40s



Alert histogram

Histogram

Event History For Host 'Don_Bosco'
Thu Jan 1 00:00:00 2004 to Sun Feb 1 00:00:00 2004



EVENT TYPE	MIN	MAX	SUM	AVG
Recovery (Up):	0	12	138	4.45
Down:	0	12	128	4.13
Unreachable:	0	1	2	0.06




Event logs


https://thuldai.mos.com.np/nagios/cgi-bin/showlog.cgi

Current Event Log
Last Updated: Sun Feb 1 12:15:31 NPT 2004
Nagios® - www.nagios.org
Logged in as *dhruba*

Log File Navigation
Sun Feb 1 00:00:00
NPT 2004
to
Present..
















Latest Archive 

Older Entries First:



File: /usr/local/nagios/var/nagios.log

February 01, 2004 12:00

-  [02-01-2004 12:14:28] HOST NOTIFICATION: Amod;WORLDBANK-R:DOWN:host-notify-by-email;PING CRITICAL - Packet loss = 100%
-  [02-01-2004 12:14:28] HOST NOTIFICATION: Amod;WORLDBANK-R:DOWN:host-notify-by-epager;PING CRITICAL - Packet loss = 100%
-  [02-01-2004 12:14:28] HOST NOTIFICATION: DeepakA;WORLDBANK-R:DOWN:host-notify-by-epager;PING CRITICAL - Packet loss = 100%
-  [02-01-2004 12:14:28] HOST NOTIFICATION: Krishna;WORLDBANK-R:DOWN:host-notify-by-epager;PING CRITICAL - Packet loss = 100%
-  [02-01-2004 12:14:27] HOST NOTIFICATION: NirajS;WORLDBANK-R:DOWN:host-notify-by-email;PING CRITICAL - Packet loss = 100%
-  [02-01-2004 12:14:27] HOST NOTIFICATION: Prabhu;WORLDBANK-R:DOWN:host-notify-by-epager;PING CRITICAL - Packet loss = 100%
-  [02-01-2004 12:14:27] HOST NOTIFICATION: Ravin;WORLDBANK-R:DOWN:host-notify-by-email;PING CRITICAL - Packet loss = 100%
-  [02-01-2004 12:14:27] HOST NOTIFICATION: Ravin;WORLDBANK-R:DOWN:host-notify-by-epager;PING CRITICAL - Packet loss = 100%
-  [02-01-2004 12:14:27] HOST NOTIFICATION: Upendra;WORLDBANK-R:DOWN:host-notify-by-email;PING CRITICAL - Packet loss = 100%
-  [02-01-2004 12:12:16] SERVICE ALERT: SDC;Ping;WARNING;HARD;1;PING WARNING - Packet loss = 60%, RTA = 23.73 ms
-  [02-01-2004 12:12:16] HOST ALERT: SDC;DOWN;HARD;1;PING CRITICAL - Packet loss = 100%
-  [02-01-2004 12:11:09] SERVICE ALERT: Htd-vsats;Ping;WARNING;HARD;3;PING WARNING - Packet loss = 40%, RTA = 674.22 ms
-  [02-01-2004 12:10:26] SERVICE ALERT: Htd-lease;Ping;WARNING;HARD;3;PING WARNING - Packet loss = 40%, RTA = 385.85 ms
-  [02-01-2004 12:08:58] SERVICE FLAPPING ALERT: WORLDBANK-R;Ping;STOPPED; Service appears to have stopped flapping (3.8% change < 5.0% threshold)
-  [02-01-2004 12:08:49] HOST NOTIFICATION: Gyanu;Htd-lease;UP:host-notify-by-email;PING OK - Packet loss = 30%, RTA = 357.24 ms
-  [02-01-2004 12:08:48] HOST NOTIFICATION: Ishwar;Htd-lease;UP:host-notify-by-email;PING OK - Packet loss = 30%, RTA = 357.24 ms
-  [02-01-2004 12:08:48] HOST NOTIFICATION: Kedar;Htd-lease;UP:host-notify-by-epager;PING OK - Packet loss = 30%, RTA = 357.24 ms
-  [02-01-2004 12:08:48] HOST NOTIFICATION: MSurya;Htd-lease;UP:host-notify-by-email;PING OK - Packet loss = 30%, RTA = 357.24 ms


Notification logs


https://thuldai.mos.com.np/nagios/cgi-bin/notifications.cgi?contact=all

Contact Notifications
Last Updated: Sun Feb 1 12:07:59 NPT 2004
Nagios® - www.nagios.org
Logged in as *dhruba*

All Contacts

Log File Navigation
Sun Feb 1 00:00:00
NPT 2004
to
Present..

Notification detail level for all contacts:
All notifications
 Older Entries First
 

Latest Archive 

File: /usr/local/nagios/var/nagios.log

Host	Service	Type	Time	Contact	Notification Command	Information
WORLDBANK-R	N/A	HOST DOWN	02-01-2004 11:13:12	Amod	host-notify-by-email	PING CRITICAL - Packet loss = 100%
WORLDBANK-R	N/A	HOST DOWN	02-01-2004 11:13:12	Amod	host-notify-by-epager	PING CRITICAL - Packet loss = 100%
WORLDBANK-R	N/A	HOST DOWN	02-01-2004 11:13:11	DeepakA	host-notify-by-epager	PING CRITICAL - Packet loss = 100%
WORLDBANK-R	N/A	HOST DOWN	02-01-2004 11:13:11	Krishna	host-notify-by-epager	PING CRITICAL - Packet loss = 100%
WORLDBANK-R	N/A	HOST DOWN	02-01-2004 11:13:11	NirajS	host-notify-by-email	PING CRITICAL - Packet loss = 100%
WORLDBANK-R	N/A	HOST DOWN	02-01-2004 11:13:11	Prabhu	host-notify-by-epager	PING CRITICAL - Packet loss = 100%
WORLDBANK-R	N/A	HOST DOWN	02-01-2004 11:13:11	Ravin	host-notify-by-email	PING CRITICAL - Packet loss = 100%
WORLDBANK-R	N/A	HOST DOWN	02-01-2004 11:13:10	Ravin	host-notify-by-epager	PING CRITICAL - Packet loss = 100%
WORLDBANK-R	N/A	HOST DOWN	02-01-2004 11:13:08	Uendra	host-notify-by-email	PING CRITICAL - Packet loss = 100%
Laz-cnet	N/A	HOST DOWN	02-01-2004 11:07:49	Amod	host-notify-by-email	PING CRITICAL - Packet loss = 100%
Laz-cnet	N/A	HOST DOWN	02-01-2004 11:07:49	Amod	host-notify-by-epager	PING CRITICAL - Packet loss = 100%
Laz-cnet	N/A	HOST DOWN	02-01-2004 11:07:49	DeepakA	host-notify-by-epager	PING CRITICAL - Packet loss = 100%
Laz-cnet	N/A	HOST DOWN	02-01-2004 11:07:49	Krishna	host-notify-by-epager	PING CRITICAL - Packet loss = 100%
Laz-cnet	N/A	HOST DOWN	02-01-2004 11:07:49	Prabhu	host-notify-by-epager	PING CRITICAL - Packet loss = 100%
Laz-cnet	N/A	HOST DOWN	02-01-2004 11:07:48	Ravin	host-notify-by-email	PING CRITICAL - Packet loss = 100%
Laz-cnet	N/A	HOST DOWN	02-01-2004 11:07:48	Ravin	host-notify-by-epager	PING CRITICAL - Packet loss = 100%
Laz-cnet	N/A	HOST DOWN	02-01-2004 11:07:48	Uendra	host-notify-by-email	PING CRITICAL - Packet loss = 100%
Htd-lease	N/A	HOST DOWN	02-01-2004 10:56:06	Gyanu	host-notify-by-email	PING CRITICAL - Packet loss = 100%
Htd-lease	N/A	HOST DOWN	02-01-2004 10:56:06	Ishwar	host-notify-by-email	PING CRITICAL - Packet loss = 100%

nautil Mozil [root@ ? Sun Feb 01, 11:37 PM

Questions ?



Nagios
Config.